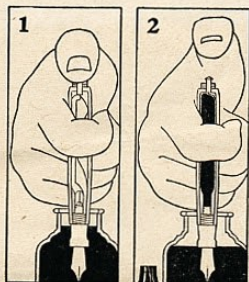


# INSTRUCTIONS FOR OPERATING *Parker Pens*

Parker Ink for Parker Pens Gives the Best Results

## How to Fill Pen



1—Unscrew Black Tip exposing Filler Button. Immerse Point in Ink and Press Filler Button Once—all the way down. Lift thumb, leaving point in ink.

2—Now the Pen Starts to Fill. Keep entire point in Ink 10 Seconds to enable flattened ink-sack to fill completely. Otherwise, Pen will drink in air instead of ink.

## To Keep Pen Leak-Proof

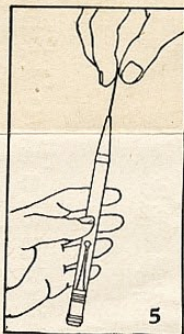
3—After writing always replace cap. Screw Cap so tight it clicks at final turn. Thus Inner-Sleeve of the Duo-Sleeve Cap forms an Ink-Tight Seal with nozzle. Heat of the body expands the air in the Pen and if cap is not tight will force ink out onto point.

### Easy to Clean


4—Put the nozzle in a glass of COLD water and press the Filler Button several times, flushing the pen thoroughly.



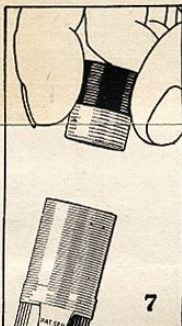
# *Parker Pencils*



5—To Refill Pencils. Turn Gold Crown to left until it clicks. Then slip lead into writing tip—do not try to take out mechanism as in filling some mechanical pencils. Push lead slowly all the way in so clutch will take hold. Non-Clog Propeller turns lead OUT for writing, IN for carrying.



6—To Reach Eraser do not turn top but merely pull Gold Crown straight off.



7—To Reach Extra Lead Chamber pull out eraser with rocking motion.

## Repair Information

When sending pens or pencils to us for repairs do not fail to observe the following instructions: [1] Wrap securely and print your name and address plainly on the package [2] Write a letter stating clearly just what is wrong and what you want done.

If you have no account with this company and no remittance is sent, the pen or pencil will be

repaired and returned C. O. D. This is to eliminate bookkeeping and clerical work, and means quicker delivery to you.

Pens or pencils which fail to operate perfectly due to any defects in construction or materials will be repaired or replaced free of charge. When damaged by misuse or long usage, the regular charges will be made.

THE PARKER PEN COMPANY · JANESVILLE, WISCONSIN  
NEW YORK · CHICAGO · SAN FRANCISCO

The Parker Pen Co., Limited, Toronto, Canada

The Parker Pen Co., Limited, 2 and 3 Norfolk St., Strand, London, Eng.



Instructions  
on Reverse  
Side of this Sheet

See Instructions  
on Reverse  
Side of this Sheet

### Parker Pens

—range in price from \$2.75, \$3.50, \$5 and \$7 for Parker Black Line Pens with gold-filled clip or ring, to \$5 and \$7 for the famous Duofold in Chinese lacquer-red or same in plain flashing Black. Super-smooth Duofold Point is guaranteed, if not abused, for 25 years.

Over-size Duofold has barrel with extra-ink capacity, and easy full-handed grip. Duofold Jr. is the same except for size, yet larger than slender Lady Duofold which is made expressly to fit slim fingers.



Over-size  
Duofold  
\$7



Duofold Jr.  
\$5



Lady Duofold,  
\$5



D. Q.  
\$3.50



No. 502RM  
Gold Filled  
Engine  
Turned  
\$3



No. 106CM  
Triple Plate  
\$1.50



Lady Duofold  
Pencil  
\$3



Over-size  
Duofold Jr.  
Pencil  
\$3.50



"Big  
Brother"  
Pencil, \$4

### Parker Pencils

—are built and finished with jeweler's precision. Duotold Pencils to match any Parker Pen—Chinese lacquer-red or flashing black.

Both "Big Brother" Duofold Pencil—Over-size Duofold's companion, and Duofold Jr. Pencil have the full-handed grip; and a big, healthy eraser—two to three times average size.

Parker Triple Plate, Sterling Silver and Gold Pencils have same faultless mechanism as Duofold Pencils.

Illustrations are Two-Thirds Actual Size  
of Parker Pens and Pencils